



Funded by  
the European Union

# DigiProf project

1.4. How to choose Moodle tools to assess different types of skills?

**DigiProf**

# DigiProf

## 1. Values



Funded by  
the European Union

- Experts recommend starting with value agreements and first discussing the assessment strategy in the context of value formation
- How can values be discussed and assessed?



- Create introductory or discussion activities by asking the following questions:
  - What do students think about the main phenomena, concepts, objects of the taught subject?
  - What questions do they have?
  - What opinions they would like to hear during their studies?
  - How do they understand the values, explained in the course outcomes, and which ones are not clear to them?



This activity requires:

- to formulate questions related to the monitoring of the achievement of the course outcomes and the methods
- formulate assessment criteria - how will you assess the change and when will you be sure that the value provisions correspond to the facts presented in the description of the learning outcomes
- choose a tool to measure change in values



## Values - What tools to use to measure the change?

Measuring change in values will require tools that allow for:

- Written submissions
- Feedback opportunities (involving all learners)
- Links between learning outcomes and the assessment criteria



**Feedback tool** which allows expressing an opinion and recording its change during the studies

Anonymous entries (1)

Download table data as

Comma separated values (.csv)

Download

Response number

-

+

Please evaluate quality of ... ^

-

Response number: 1

Perfect



## A discussion forum is a great opportunity

- to organize a discussion among all the learners within the course community
- to evaluate discussions according to the assessment criteria
- to link the discussion with the intended learning outcomes
- to link the discussion with the completion of the course activities (monitoring and recording of the student's learning progress)

# DigiProf

## Selection Tool



Funded by  
the European Union

- Allows students to assess opinions
- Clearly declares the student's choice on one issue or another
- Can be linked to the intended learning outcomes
- Allows for a wide variety of learning scenarios, for which other Moodle tools may not be suitable



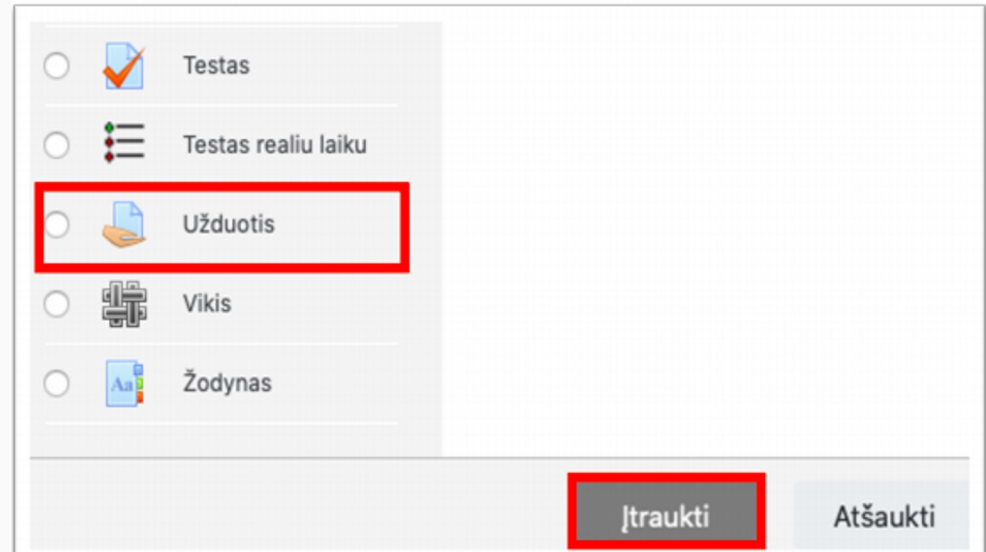


The most commonly used tool for assessing all skills are:

- Task/assignment
- Real-time test
- Test

## How to develop an assessment task in Moodle?

1. Enable editing mode in the course
2. Click "add activity or resource" next to the topic where you want to create a task
3. Select "task"
4. Click "Add"



## In the task description window

- Enter a name for the task in the field
- Provide a description of the task (do not forget to include the assessment criteria for the task, the conditions of performance)


▼ **Pagrindinė informacija**

Užduoties pavadinimas \*

Aprašymas

**Uždedama varnelė, jeigu norima, kad aprašas matytūsi dalyko pagrindiniame lange**

Rodyti aprašymą

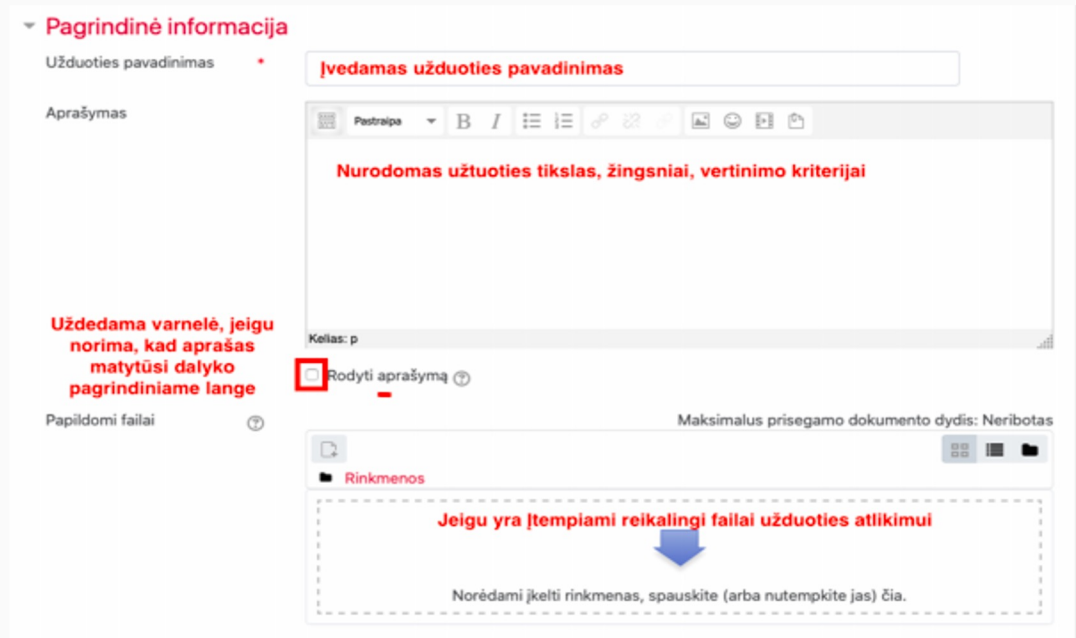
Papildomi failai 

Maksimalus prisegamo dokumento dydis: Neribotas

**Rinkmenos**

**Jeigu yra įtempiami reikalingi failai užduoties atlikimui**

Norėdami įkelti rinkmenas, spauskite (arba nutempkite jas) čia.



## Indicate a deadline for the task

### ▼ Prieinamumas

Užduotis pateikti nuo



4



balandžio



2020



10



00



Įjungti

Užduotis pateikti iki



4



balandžio



2020



11



30



Įjungti

Galutinis terminas



4



balandžio



2020



11



30



Įjungti

Priminti man įvertinti iki



4



balandžio



2020



12



00



Įjungti



Visada rodyti aprašą





## Assignment submission form

- In the section *Assignment Type*, select the desired task response form:
  - **file** - if you want a student assignment file to be attached (pdf recommended); specify the maximum number of files that one student can submit;
  - **direct answer** - if you want the student to submit the answer directly in the task editor window (text);
  - **both formats** can be selected if required



## Assignment submission form

### ▼ Užduoties tipas

Užduoties tipas

Rinkmena (failas) <sup>?</sup>  Tiesioginis atsakymas <sup>?</sup>

Didžiausias prisegamų  
rinkmenų skaičius <sup>?</sup>

1 <sup>↑</sup> <sup>↓</sup>

Didžiausias prisegamos  
rinkmenos dydis <sup>?</sup>

Studijų dalykai leidžia (10MB) <sup>↑</sup> <sup>↓</sup>

Priimami failų tipai <sup>?</sup>

.pdf

Pasirinkite

PDF dokumentas .pdf

- Set the assignment grading scale
- Select the highest grading scale value
- and the lowest value of a positive evaluation

▼ Įvertis

Įvertis ⓘ

Tipas Balas ⇅

Didžiausias įvertis

10

Vertinimo metodas ⓘ Paprastas vertinimas ⇅

Vertinimo kategorija ⓘ Nekategorinis ⇅

Teigiamas įvertinimas ⓘ 5

Anoniminis vertinimas ⓘ Ne ⇅

Slėpti vertintojo tapatybę nuo studentų ⓘ Ne ⇅

Naudoti vertinimo eigą ⓘ Ne ⇅



## ▼ Dalyko rezultatai

- Apibūdinti e.mokymosi ir technologijomis grindžiamo mokymosi modelius, sąvokas, pasiūlą, išryškinant jų charakteristikas ir skirtumus
- Įvertinti technologijų integracijos strategijas skirtinguose švietimo sektoriuose

## Įvertis

Įvertinimas (iš galimų 10)



10.00

Apibūdinti e.mokymosi ir technologijomis grindžiamo mokymosi modelius, sąvokas, pasiūlą, išryškinant jų charakteristikas ir skirtumus:

Competent



Įvertinti technologijų integracijos strategijas skirtinguose švietimo sektoriuose:

Competent



Then you will see the learning outcomes when assessing the assignment and you will be able to mark the level of achievement of the course outcomes



## Completion Indicators

- In the Completion of Activities section, specify the conditions that the learner must do to complete this task.

▼ **Veiklos išbaigtumas**

Išbaigtumo stebėjimas ?	<input type="text" value="Rodyti veiklą kaip užbaigtą, kai sąlygos yra įvykdytos"/>
Reikalauti peržiūros	<input type="checkbox"/> Studentas turi peržiūrėti šią veiklą, kad ją užbaigtų
Reikalauti įvertinimo	<input checked="" type="checkbox"/> Studentas turi gauti pažymį, kad užbaigtų šią veiklą ? <input checked="" type="checkbox"/> Besimokantysis turi pateikti užduotį šiai veiklai, norėdamas ją užbaigti

Nustačius užduoties parametrus ji yra išsaugoma.